SAFETY AT HOME



FOR THE READER:

This Safety at Home guide contains advice
that can help you improve the safety of your home.
You will also find instructions on what to do
in the case of an emergency.

At the end of the guide,
you will find a checklist to help you evaluate
issues related to your safety.

Working group:	Joint safety communication working group of Helsinki City Rescue Department, Eastern Uusimaa Emergency Services Department, Keski-Uusimaa Department for Rescue Services and Länsi-Uusimaa Rescue Department.
Layout:	Leena Malinen, Susanne Vuorinen
Photographs:	Kim Halmela, Stina Hällberg, Leena Malinen
Print:	Painotalo Trinket Oy
Original:	"Turvallisesti kodissani", 2016, English translation by Virve Siikanen, 2020

Modified version of the 2015 guide "Safety at home" produced by Eteva and Keski-Uusimaa Department for Rescue Services.

When to call the emergency number 112

The emergency number is

112

Dial the emergency number if a situation threatens

- life
- health
- property
- environment

My name:

_____

My home address:

_____

My municipality:

_____

My telephone number:

_____

When you call the emergency number, tell who you are and where you are calling from.

Answer the questions and follow the instructions.
Do not hang up until you get the permission to do so.

A safe and clean home

In a messy home,
you may trip and
hurt yourself.

Keep your home clean!

Keep your keys and
phone where they are
easy to find.

In the kitchen

Do not store anything on the stove.

Keep the stove surroundings clean.

Do not put aluminium foil or metal dishes into the microwave.

Safe use of electrical devices

Switch off devices when not using them.



Do not use broken electrical devices.



Unplug the charger when the device is fully charged.
A charger left in a socket may cause a fire.

Safe use of electrical devices

Do not cover
electrical devices.
Do not dry laundry
on electric heaters.

Use extension cords
with an on/off switch.

Switch them off when
you leave home.
Also switch them off
at night.

Do not connect
extension cords
together.

Candles

Candles can cause a fire.

Do not leave a burning candle unattended.

Make sure that candles are not too close to each other.

Use a heat-resistant and stable candleholder.

Candles with batteries are safer than regular candles.

Smoking

If you smoke,
only smoke outside.

Extinguish your
cigarette properly
using a cigarette
bin or ashtray.

Make sure that your
cigarette stub is cold
before you throw it
in a bin.
Smouldering cigarette
stubs may cause a fire.

What to do in case of fire

Fire produces smoke.
Smoke is dangerous.

A smoke alarm warns about smoke with a loud sound.

Test your smoke alarm regularly.

If your home is on fire, leave.

What to do in case of fire

Close the door behind you when leaving. Closed doors can slow down the fire and prevent smoke from spreading.

Do not enter smoky areas.
If the emergency exit is filled with smoke, stay inside.

EMERGENCY NUMBER IS

112

Call 112 for help.

Your own safety

Choose yes ☺ or no ☹.

	yes	no
I know the emergency number.		
I remember my home address.		
My home is clean. My floors are clear of things that I could trip on.		
I keep my phone and house keys where they are easy to find.		
I keep my stove and its surroundings clean.		
My electrical devices at home are not damaged.		
I switch off my electrical devices when I am not using them.		
I know what kind of dishes can be put into the microwave.		
I have a working smoke alarm in my home.		
I know what to do if my smoke alarm sounds.		