









Cleaning instructions

The person booking the space will be responsible for cleaning at the end of the session. Preparations and cleaning at the end are included in the booking time.

- Return all pieces of furniture to their original places.
- Remove all prominent debris and stains from the facilities, including the floor drain grates.
- Wipe all touch surfaces with damp cleaning cloths.
- Wipe the floors of the hall and the dressing room with a lightly dampened mop.
- Make sure that the waste bins are not overflowing.

You can find cleaning equipment and supplies in a cleaning closet or a similar place.

Duo MicroOne disposable mop	
Mop plate frame Swep Duo Plus 50 cm	
Adjustable mop handle 100–180 cm	
Damp cleaning cloth	
MicroRoll single-use microfibre towel on a roll	
RikkaSwep dustpan + sweeper (the sweeper uses 30 l trash bags)	
Trash bag 20 l	
Sanitiser Oxivir Plus (for secretion stain removal)	

Instructions updated on 13 August 2024